ProMix® PD

Positive Displacement Proportioner Platform

GRACO®

Table of Contents

ProMix PD System Overview

Positive Displacement Technology

Versatility and Flexibility

Low Flush Technology

Air/Solvent Chop

Intuitive Controls and Display

Calculate Your Savings

ProMix PD Unit Overview

PD Technology

- PD Manual Technology
- PD Automatic Technology
- Dual Mix
- Acid Catalyst
- 3K+
- 1K

Custom Valve Mapping

Anatomy of the PD systems: Mix at the Belt

Anatomy of the PD systems: Mix at the Wall

Anatomy of the PD systems: Autospray

Technical Specifications

Ordering Information

- Build Your Own System
- Traditional Packages

Any Questions? Contact Us!

877.84GRACO (1-877-844-7226)

www.graco.com/ProMixPD

ProMix PD Overview

The Graco ProMix PD is changing the way you think about ROI, proportioning, and manufacturing processes.

This electronic fluid control system is your gateway to the future of finishing.

Premium Performance that Redefines Proportioning

High performance coatings need high performance equipment. Graco's unique line of PD Proportioners is redefining how you look at mixing paint. Our versatile line of products make it easier for you to take advantage of the many benefits of plural component material such as – shorter curing times, less waste and fewer VOCs.

Core ProMix PD Benefits

CONTROL PRESSURE AND FLOW
Our unique positive displacement technology creates the most consistent pressure and flow control found in the marketplace.

VERSATILE MIXING
One pump fits all. With multiple pump configurations, we meet your component or material chemistry specifications.

REDUCE DOWNTIME AND WASTE
Our mix-at-the-belt technology mixes material close to the gun – reducing downtime and wasted material.

INTUITIVE CONTROLS AND DISPLAY
Make programming and data acquisition easier than ever. Integrated data acquisition via PLC or USB allows real time data on system parameters at any time.

SIMPLE SOFTWARE UPDATES
Easy software upgrades allow you to keep improving every time we do with our simple software tokens.

AUTOMATIC/MANUAL CONFIGURATIONS
Whether you're running a manual or automatic application, ProMix PDs fit your needs. With the ability to upgrade parts in the field at any time, it allows you to start with manual single pump system with the option of upgrading to a multiple pump automatic system.

Positive Displacement Technology

How it Works

The ProMix PD electrically driven dosing pump technology is the only true way to provide 100% positive displacement without any material slippage. Powered by a DC Stepper Motor, a piston pump moves up and down to create consistent pressure, and flow rates for within 1% mixing ratio accuracy every time. A pressure transducer on outlet side helps to monitor outlet pressure electronic fluid regulation, and diagnostic programs.

Mixing Ratio Accuracy within 1%

Positive Displacement	VS	Gear Pump
Wide flow range and accuracy using only one pump	**Range and Accuracy**	Multiple pumps needed to create a wide flow range with good accuracy
Stalls under pressure, turn the pump on and go	**Timing & Pressure Creep**	Delay before pressure builds. Requires timing to coordinate gun triggering and experiences creep loss
No Slippage of Material	**Low Viscosity Materials**	Slippage of Material due to wear on the gears
No Packing of Material in the Pump	**High Viscosity Materials**	Material will pack in between the gears, and affect flow and accuracy. Sometimes chunks of packed paint will come loose, clog the gun or end up on the part
High-pressure capability, up to 1500 psi	**Pressure Capability**	Not capable of High Pressures. Max out at approximately 300 psi
Minimal impact from inlet pressure feed. Have 50% leeway of target inlet pressures	**Inlet Pressure**	Sensitive to Inlet Pressure levels. If this gets too high alarms will sound and shut down the entire line
Low Maintenance Costs and Easily repaired in the field with simple seal kits.	**Maintenance**	Expensive Repair and Maintenance — Requires total pump rebuild. $3,000-$10,000 to replace

Stay On Ratio and On Budget

Graco's Proportioners with Positive Displacement Technology offer precise and reliable proportioning so you can stay on-ratio – within 1% mixing ratio accuracy – every time! The ProMix PD System also has auto-shut off mechanism if the mixture ratio falls out of balance. This reduces rework and gives you confidence that the product is being applied exactly as you need it. And because it's easily repaired with simple seal kits at a fraction of the cost to repair gear pumps, we're making it easier for you to stay on ratio and on budget!

Positive Displacement Technology

The ProMix PD is the only equipment that offers true volumetric control. It's unique because it can operate in both flow and pressure mode, while offering high and low pressure options on the same system.

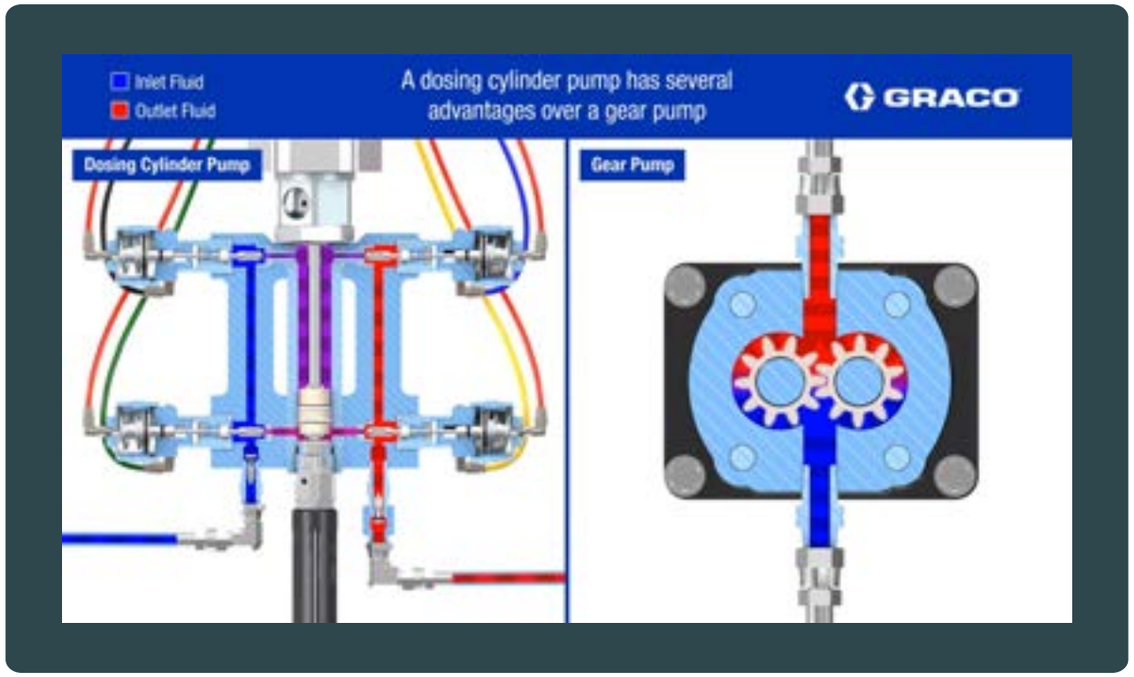

Technology

WIDER RANGE OF FLOW RATES
Never have to switch out or overwork a pump again to get a wide range of flow rates and ratios. Our positive displacement piston pump was specifically designed to handle the ratios and flow rates where gear pumps fall short.

ACCURATE AND PRECISE EVERY TIME
Our encoder-based piston drive technology and active control valves ensure a smooth and exact dispense on every use. This means within 1% accuracy regardless of head pressure, elevation, viscosity of material, temperature, or gun triggering.

SMOOTHER DISPENSE
Because it stalls under pressure, our ProMix PD pump delivers a smooth dispense every time. Just trigger the gun and the PD pump will deliver the result you need without the need for gun trigger timing techniques used with gear pumps.

CUSTOMIZABLE FLUSHING
With our patented pump wash and air/solvent chop features, you can preset flushing routines for different materials. This provides cleaner lines and faster flushing, plus uses significantly less material.

LONGER PUMP LIFE AND LESS REPAIR
Durable piston pump design creates less wear on parts overall to give you more time up-and-running and less time maintaining.

MINIMIZE DEGRADATION OF MATERIALS
No gears to cause degradation of materials. Avoid color shift issues due to shear and metallic flake degradation experienced with gear based systems.

Versatility and Flexibility

The ProMix PD can operate up to 4 different pumps so you can dispense different chemistries and manage multiple applicators on the same system.

Non-Compatible Materials? No Problem.

Why purchase two systems when you only need one? **Utilizing our 4 pump system, you can run different material chemistries through dedicated fluid paths and track pot life for up to 3 different applicators all on one machine.** Our ProMix PD can handle multiple guns and separate fluid streams all on the same system – saving you the cost of another proportioner.

Operate typically separated materials on one system.

- Epoxy-Urethanes
- Metallics/Non-metallics
- AdPro/Primer/Top Coat/Clears
- Waterborne/Solventborne
- 1K/2K on the same system



Low Flush Technology

How it Works

By moving the mixing point closer to the gun with our mix-at-the belt technology, this decreases the zones on the machine that need to be flushed.

Worn on the belt, carried in hand or mounted to a robot for automatic applications, this technology not not only slashes color change change time, can also means up to an 80% reduction in flushing and waste and downtime.

Reduce Solvent & Material Waste by 80%

Reduce Waste and Increase Production

Smaller flush zones not only let you change colors faster, but also save you money by reducing solvent and material waste created from flushing the lines.

By moving the mixing point closer to the gun, this decreases the size of the flush zones and increases efficiency in your plant. This mix on demand capability can reduce solvent use and mixed material waste by up to 80% compared to traditional electronic proportioners.

This means lower disposal costs of hazardous waste materials and less wasted paint – especially when you have multiple color changes or short pot life materials. Faster color change means increased throughput and productivity.

Reduce Solvent & Material Waste By Up To 80%

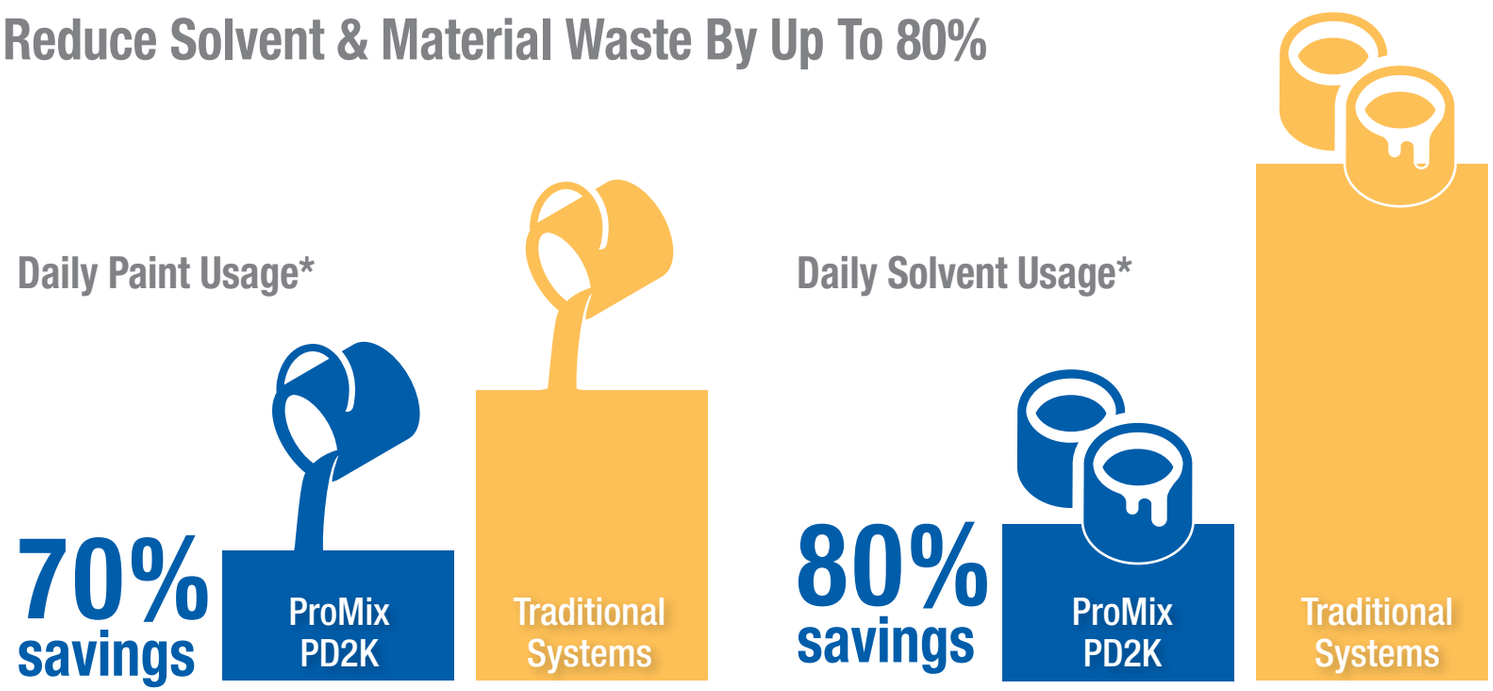

Savings based on 7 color changes per day and hose length of 50 ft x 1/4 in diameter

Air/Solvent Chop

How it Works

Air/Solvent Chop allows for customizable flushing recipes that use air and solvent chop through the pump. This reduces solvent usage during flushing and reduces the time required to fully flush the pump – especially for metallic flake or filled materials.

Less Solvent use and Faster Color Changes

With our patented pump wash and air/solvent chop features, you can preset flushing routines for different materials. This provides cleaner lines and faster flushing, plus uses significantly less material.

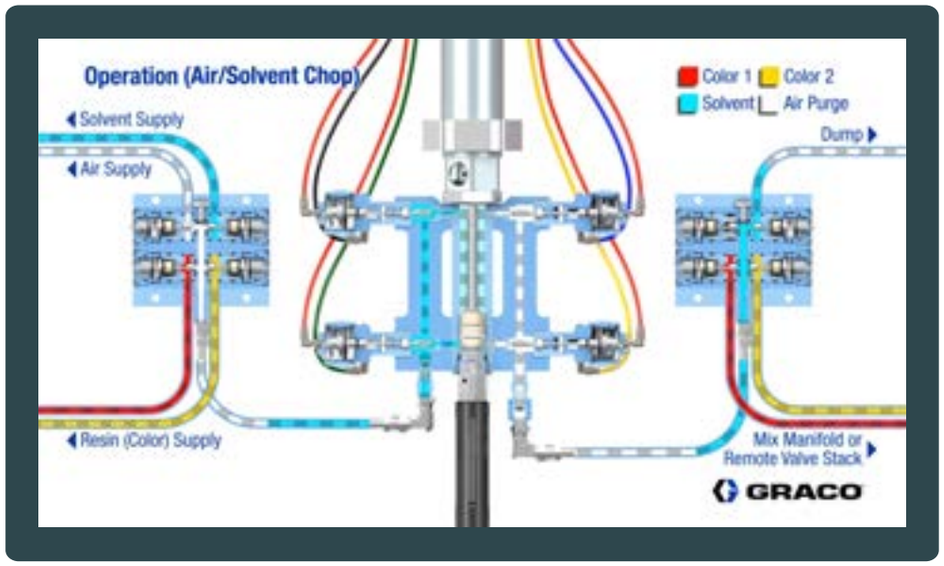

Preset Flushing Routines for Different Materials

Air/Solvent Chop Zones



Intuitive Controls and Display

Our intuitive control interface is the most extensive on the market. Our easy to navigate screens guide you to simpler operation, setup, and on-screen troubleshooting.

Convenience and Control at Your Fingertips

High tech doesn't have to mean highly complicated. Our control interface is easy to use so you can spend less time learning and more time taking control of your operation. Set up is not only easy, but our system is smart enough to help you avoid any costly errors. The on-screen troubleshooting gives you operational information and ways to fix errors or alarms so you don't have to waste time tracking down the manual.

This system also keeps track of a ton of information. Whether you want to simply see what's happening on your paint line, or use the data to optimize your processes and make improvements, it's accessible through a PLC or available to download with our USB port.

ADVANCED DISPLAY MODULE (ADM)

SIMPLER OPERATION AND SETUP

Our unique controller safeguards against misconfiguring your system to help you avoid mistakes that would cause costly downtime. Once one parameter is set up, that data can be easily transferred to another machine without having to do anything manually. This not only saves time in installation but can be very valuable in recovering data in unexpected stoppages.

BOOTH CONTROL

Our compact and easy to use booth control provides a safe way to control recipe, pressure, and color change all from inside the spray booth.

ON SCREEN TROUBLESHOOTING

No manuals or expensive maintenance experts. Errors on the PD interface provide you with an explanation of the problem and possible solutions to get you back up and running as quickly as possible.

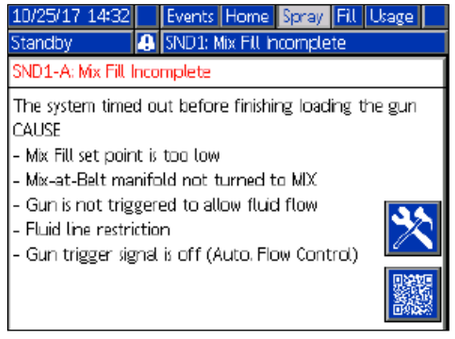

Intuitive Controls and Display

Our intuitive control interface is the most extensive on the market. Our easy to navigate screens guide you to simpler operation, setup, continuous improvement and troubleshooting.

Accelerate Your Connectivity

Providing machine connectivity and user friendly controls means you get connected faster and start optimizing sooner. Using simple drop down options and built in smart configuration logic, setting up our system is quick and easy. The on-screen troubleshooting gives you the information you need, where you need it. No more running around the plant trying to track down data. Our focus on continuous improvement gives you the peace of mind that we're doing everything we can to make your paint line as efficient as possible. As we get better, so will you.

Graco's Gateway Technology communicates with several different network protocol languages for easy integration and installation on your automatic lines to get you up-and-running faster. Our control network also allows you to connect and communicate with other Graco equipment like electrostatic applicators and rotary atomizers.

Our system is equipped for software updates. As your equipment ages, your software won't. These updates keep you operating on the latest technology at all times rather than having to buy new.

ADM

COMMUNICATIONS GATEWAY MODULE

Calculate Your Savings

The Graco ProMix PD is changing the way you think about ROI, proportioning, and manufacturing processes. Use this ROI calculator to estimate the savings by using ProMix PD.

Example of Savings

Flush Savings with ProMix PD2K

Compared to Traditional Electronic Proportioners

Cost per Color Change

	Traditional	ProMix PD2K
Paint Cost at example price of $60/gal	0.18 gal x $60.00 = **$10.80**	0.04 gal x $60.00 = **$2.40**
Solvent Cost at example price of $6/gal	1.03 gal x $6.00 = **$6.18**	0.15 gal x $6.00 = **$0.90**
Disposal Cost at example price of $7/gal	1.21 gal x $7.00 = **$8.47**	0.19 gal x $7.00 = **$1.33**
Total Material Cost	**$25.45**	**$4.63**
Total Flush Cost per Day (Total Material Cost x 7 color changes/day)	**$178.15**	**$32.41**
Total Flush Cost per Year (250 working days)	**$44,537**	**$8,102**

Flush SAVINGS/year* **$36,435**

Transfer Efficiency Savings with ProMix PD2K

SAVE up to 10% in transfer efficiency with PD2K electronic fluid management

	Traditional	ProMix PD2K
Paint Cost per day (based on 20 gal/day paint use at $60/gal)	$1200	$1200 - 10% = $1080
Paint Cost per year (250 working days)	$300,000	$270,000

Transfer Efficiency SAVINGS/year* **$30,000**

**Savings based on 7 color changes per day and hose length of 50 ft x 1/4 in diameter*

PD Overview

With an entire family of product options to choose from, the ProMix PD platform is sure to have what you specifically need.

		PD2K Manual	PD2K Auto	PD2K Auto Spray	PD2K Dual Mix Manual	PD2K Dual Mix Auto	PD3K Manual	PD3K Auto	PD1K Auto	PD Acid Catalyst
		MANUAL	AUTO	AUTO	MANUAL	AUTO	MANUAL	AUTO	AUTO	ACID COMPATIBLE
		PD2K PLATFORM								
Maximum Total Combined Color + Catalyst		34	34	34	32 (16/mix unit)	32 (16/mix unit)	36	36	34	34
Maximum Colors		30	30	30	16/mix unit	16/mix unit	30	30	30	30
Maximum Catalysts		4	4	4	4/mix unit	4/mix unit	8	8	–	4
Mix-at-Belt Mix Manifold	Manual remote mix manifold near gun using dedicated hose bundles per color.									
Booth Control	Ability to manually control recipe, pressure, and change color in hazardous area.									
Integrates with PLC System	Ability to communicate with PLC via Modbus, Ethernet I/P, DeviceNet, and Profibus Network Protocol Gateway									
Supports AWI Application	Ability to communicate with Graco Advanced Web Interface remote monitoring and reporting software									
1K Flow Control Capable	Capable of single color flow control									
Acid Catalyst Capable	Fluid passages compatible with strong acid catalyst material									
Mix/Spray with 2 Guns Simultaneously	Simultaneous metering and pot life tracking of two applicators with one system									
ES Gun Control	Control electrostatic voltage and current from PD2K control (with 26A123 Air Control Kit)									
Applicator Control	Control applicator variables and trigger from PD2K control.									
Pump Expansion	Utilize up to 4 pumps to provide flexibility to use multiple material families and execute A/B color changes.									
Gun Flush Box	Gun Flush Box automates triggering and color change sequence to prevent operator error, reduce labor, and contain flush stream.									
Flow Control Dispensing Mode	Dispenses materials at a consistent set flow rate regardless of fluid properties									
Pressure Control Dispensing Mode	Dispenses materials at a consistent set pressure regardless of fluid properties									
Recipe Ratio Assurance Monitoring	Monitors relative mix pressure of resin and catalyst to ensure proper on ratio mixing based on a recipe specific value.									
Instant Color Change (Mix-at-Belt)	Ability to switch hose bundles and instantly spray a new material - Multiple active pot life tracking (Mix-at-belt required except for PD1K)									
Instant Color Change (Mix-at-Wall)	Ability to switch colors immediately with multiple spray guns - Multiple active pot life tracking (Mix-at-wall required)									

Standard in all versions: potlife tracking of mixed materials, air/solvent chop gun flush, pre-programmable mix recipes, unique & configurable flushing sequences, and configurable maintenance reminders.

PD Manual Technology

Manual painting with Graco PD equipment is as efficient as you can get without going automatic. This technology allows you to limit material waste, control pressure, and have less operator error.

Fast Flushing

Save material by only mixing at the belt of the operator.

NO REGULATORS NEEDED
Pumps don't need regulators in the mixed material fluid stream, eliminating issues of operators mis-adjusting pressures

FAST GUN FLUSHING
Automated gun flush box saves time and material

ZERO SECOND COLOR CHANGE
Load multiple guns on one system and eliminate color change time

HOSE BUNDLES OR REMOTE MIX BLOCKS
Very small amount of mixed material needs to be flushed



MANUAL

PD Automatic Technology

Efficiency and performance are at the heart of our Graco Automatic PD Technology. Our systems not only provide connectivity to your network for greater efficiency and control, the Automatic PD line outperforms many other proportioners in it's class.

Packed with Features

GET CONNECTED
By fully integrating with PLC protocol networks, our PD technology can communicate to provide you with data on parameters, errors, and other events to get you on the road to a more connected facility.

ROBOT ARM MIXING
Paint stays separate until the robot arm, minimizing wasted material.

QUICK COLOR CHANGE
Flush one color while spraying another – dramatically reducing downtime on color changes.

FLOW CONTROL
Our industry leading flow control is unmatched. Precise control ensures you have the flow rate you need and the ability to quickly change flow rates on the fly.

AUTO

Dual Mix

The PD Dual Mix unit does the job of 2 systems by controlling 2 guns in one booth at the same time or controlling 2 painters in 2 separate booths at the same time. Available with up to 4 pumps, Dual Mix not only increases production, but is also a less expensive alternative to buying two separate systems.

One System. Two Painters. Ultimate Control.

Looking for the control of two systems but only want to pay for one? The PD Dual Mix unit allows you to control two painters in one booth or two painters in two separate booths – all with one system. It also gives you the flexibility to use one mix unit alone on light production days or if maintenance is required.

PRODUCTION FLEXIBILITY

- Control 2 guns in one booth at the same time
- Control 2 painters in 2 separate booths
- Option to use one or both mix units depending on production needs or maintenance schedules
- Accommodates A/B rapid color change

SAVE MONEY

- Only need one system instead of two



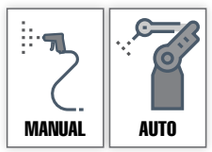

Acid Catalyst

Benefit from all the features of ProMix PD with Acid Catalyst compatible materials. Acid Catalyst version of ProMix PD has fluid hardware upgraded with 316 and 17-4 stainless steel to make it compatible with acid based finishing materials.

Tough Materials Need Tougher Equipment

Conversion varnishes are great when you need durability, moisture resistance and excellent finishing results. But these materials need equipment that can resist corrosion from acid based materials. ProMix PD proportioners are 100% acid compatible and specifically designed for these challenging applications.

MAJOR BENEFITS

- Upgraded fluid section capable of handling strong acid catalysts
- Built in corrosion/leak prevention
- Smart fluid plate with 316 and 17-4 SST catalyst sections for corrosion resistance

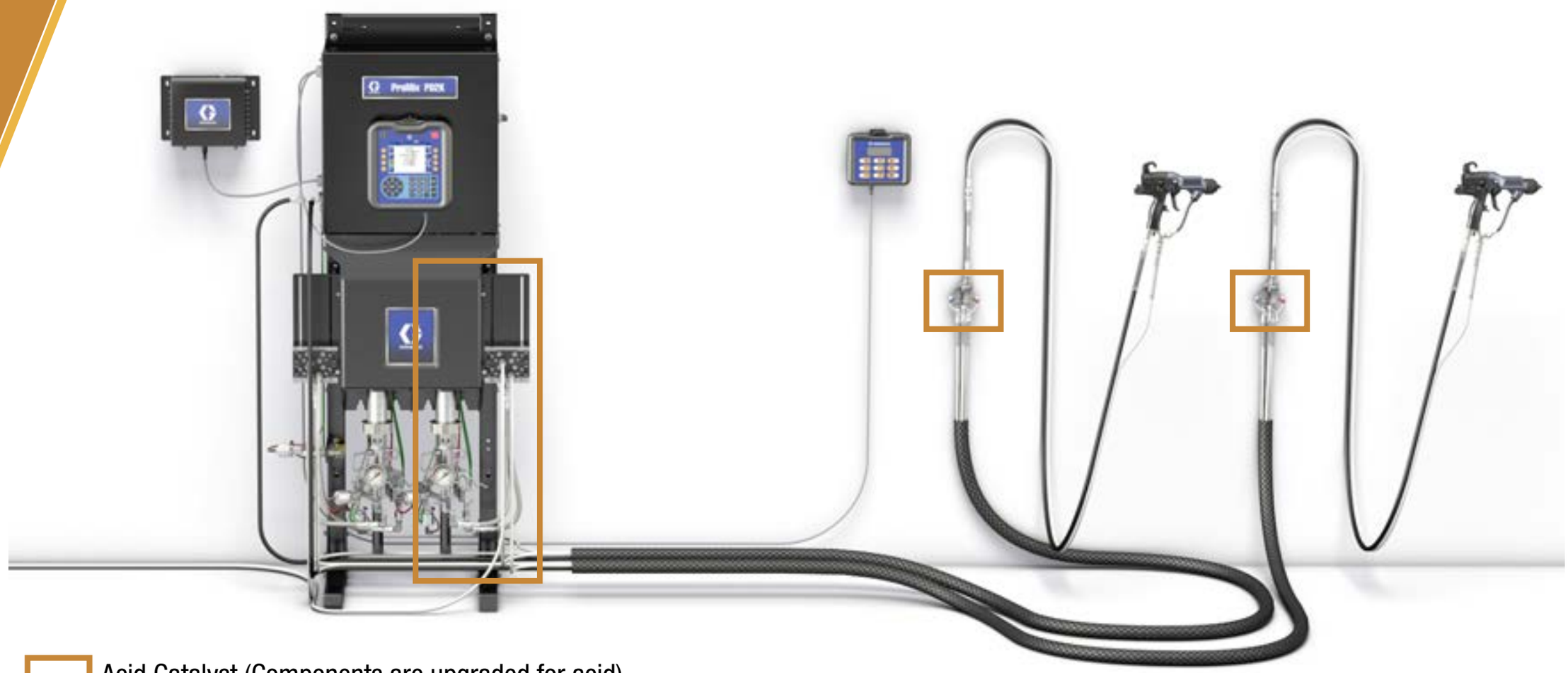

Acid Catalyst (Components are upgraded for acid)

3K+

This system utilizes up to 4 pumps to deliver accurate mixing of 3 or 4 component materials and processes. Whether is it a true 3K material or a 2K viscosity reduction, we have you covered.

Multiple Components. Multiple Possibilities.

Inspired by the ProMix PD2K, this system delivers the same benefits, but for multiple component materials.

MAJOR BENEFITS

- Flexible mixing options to meet your specific process
- Ability to mix up to 4 different materials on ratio within 1% accuracy
- Improved viscosity control with the ability to have a reducer as one of the components
- Precision flow control of multi-component materials





3K Tiered

4K

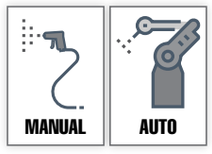

1K

Provides all the benefits of positive displacement technology for 1k materials. Precision control leads to improved quality, less scrap, and a more consistent spray pattern.

Flow Control for 1K Materials

Just because you're using 1K materials, doesn't mean you can't get precise flow control and great finish quality. Our positive displacement technology makes it possible to get the the precision control you need and the high quality you expect.

MAJOR BENEFITS

- Extremely precise flow control
- No pulsation while spraying
- Maintains pressure accuracy during height and reach of application
- Faster color changes
- Less waste
- Dual dispense version for 2 active guns

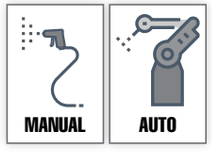

Custom Valve Mapping

Have greater flexibility with a customized hardware layout. Custom Valve Mapping offers the same performance, with a simper setup, at a lower cost.

Flexible and Customizable Hardware

Simpler is better. Custom Valve Mapping customizes color change modules and hardware. Allowing you to control inlet, outlet and remote valves from one color change value (CCV) module.

Custom Valve Mapping has features like multiple inlets, single outlet configuration. This maximizes your solenoid and valve usage. And all together reduces complexity, and unneeded equipment.

MAJOR BENEFITS

- Cut down on unneeded valves and modules
- Less complicated
- Easier to Manage
- Use less space



Anatomy of the ProMix PD

Mix at the Belt

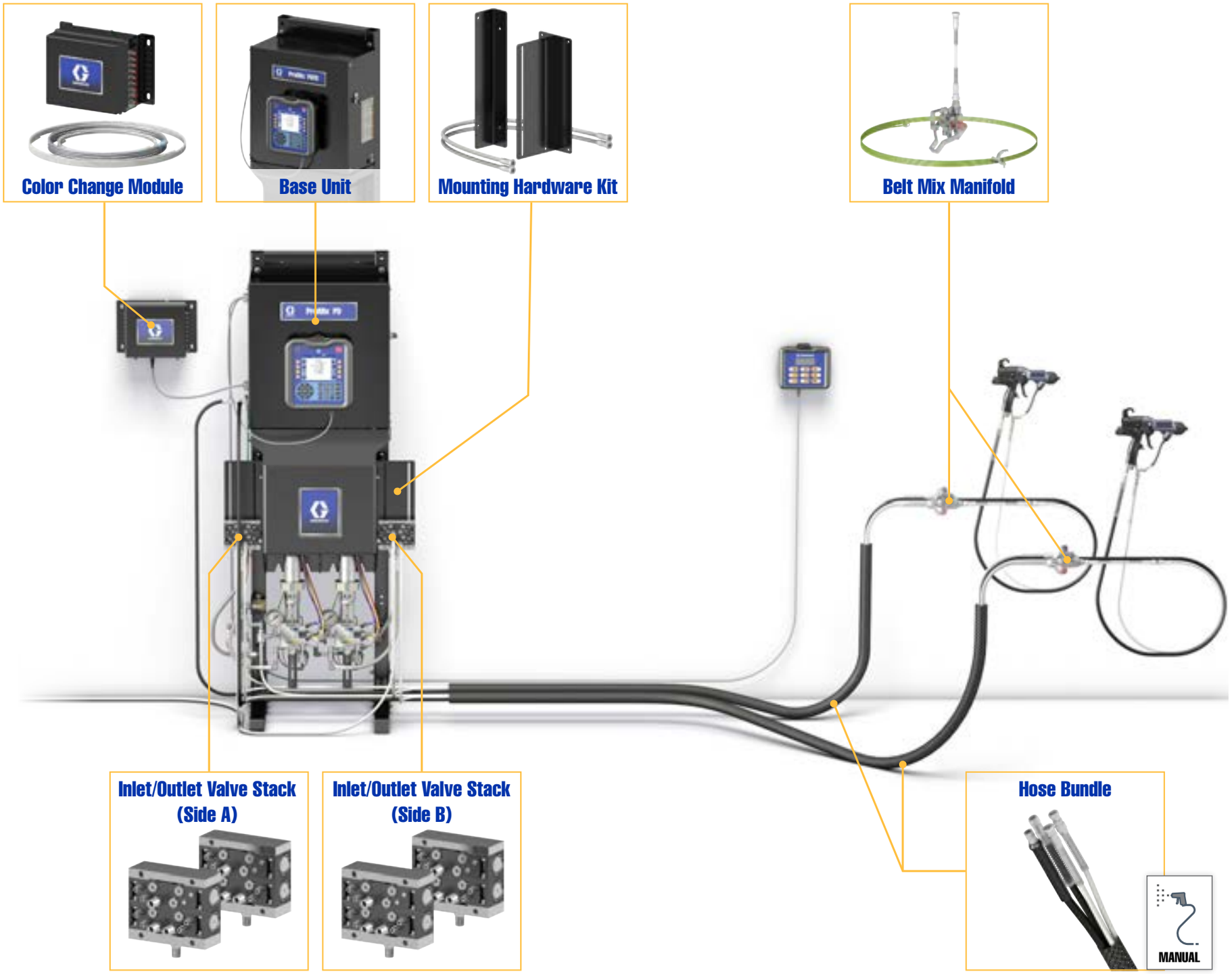

Anatomy of the ProMix PD

Mix at the Wall

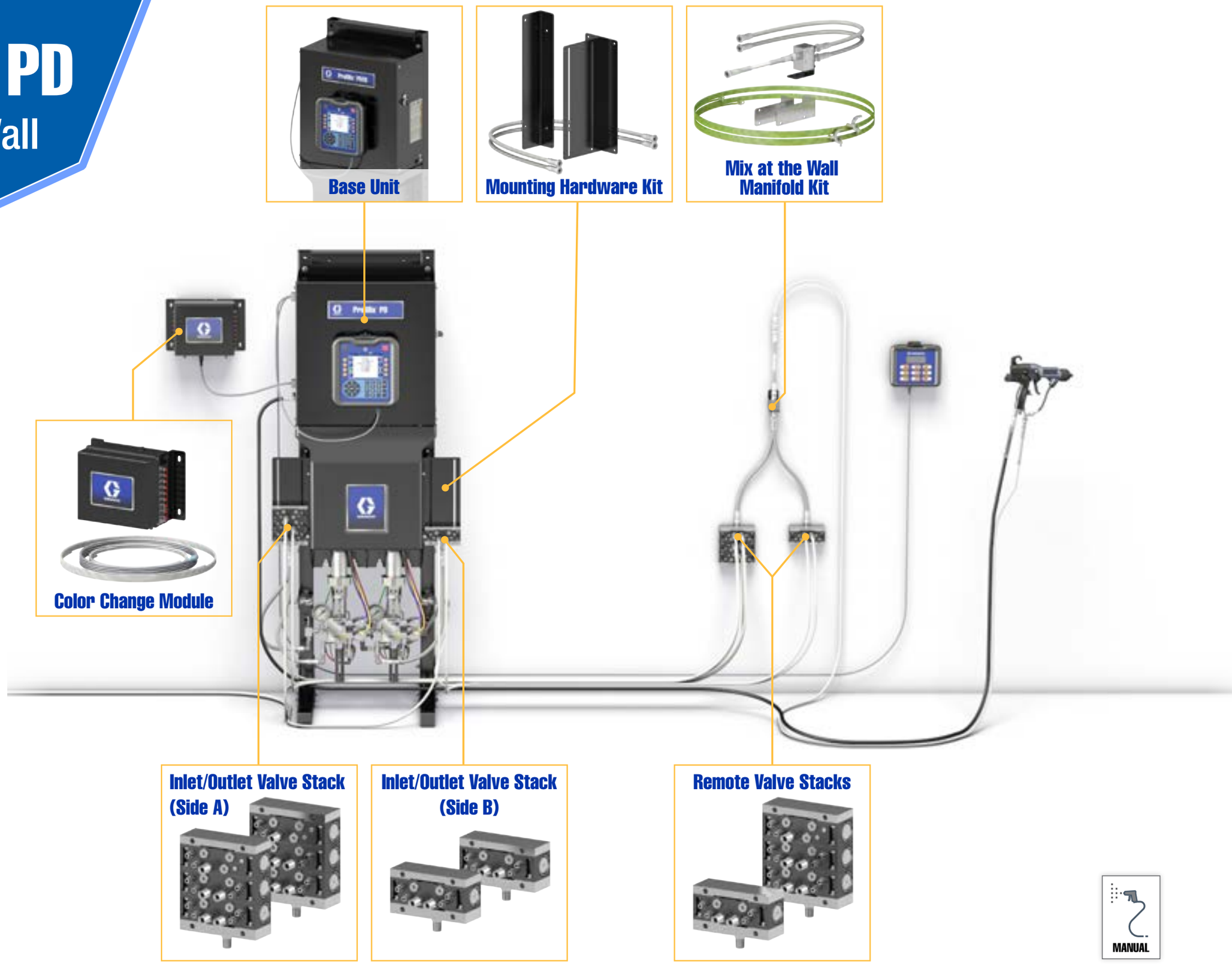

MANUAL

Anatomy of the ProMix PD

Autospray

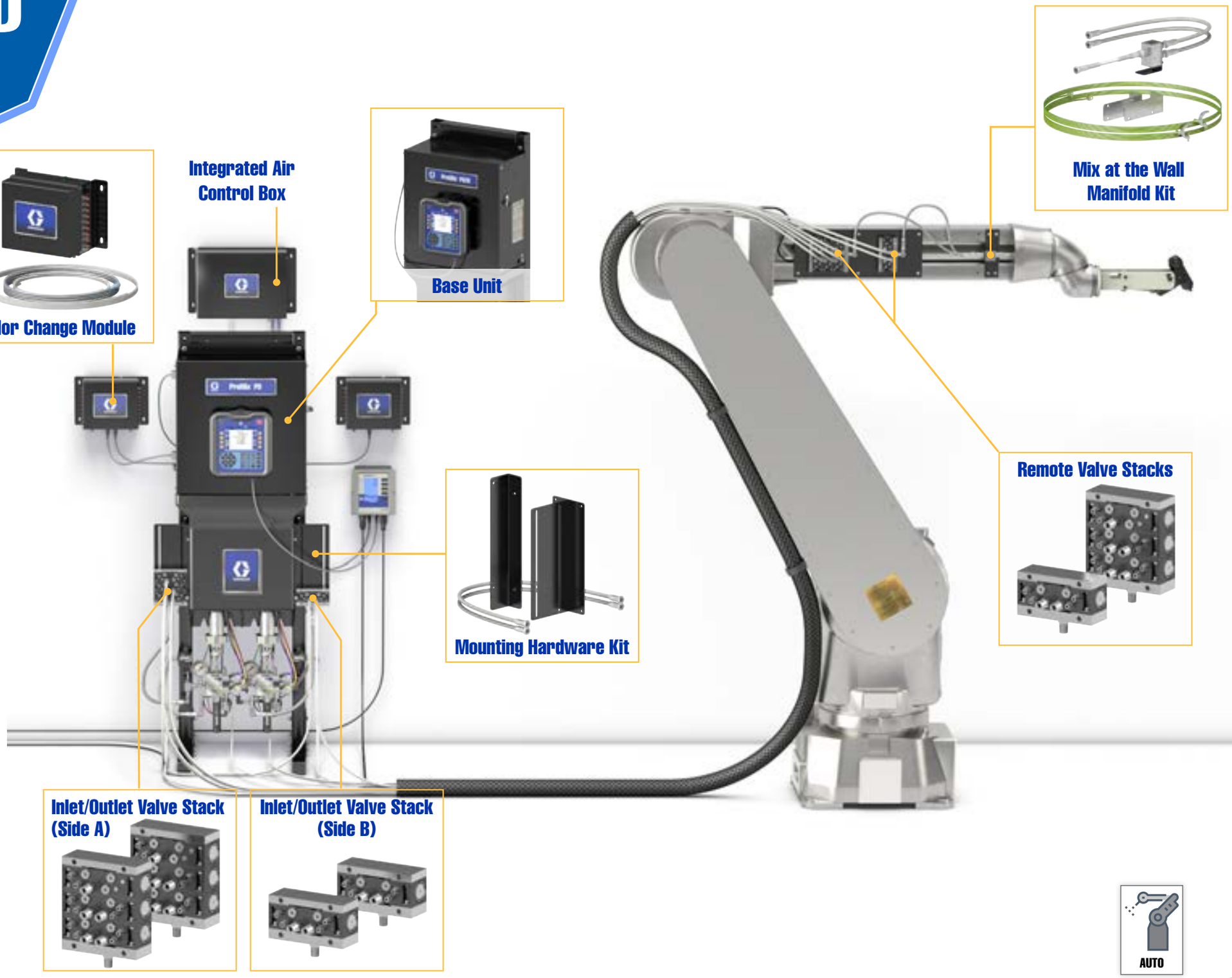

AUTO

Anatomy of the ProMix PD

Technical Specifications

Flow rate . . . . . 20 to 800 cc/min*
*3K or 4K rates could be higher depending on pump size & ratio

Maximum fluid working pressure
MC1000/AC1000 Low Pressure Systems . . . 300 psi (21 bar, 2.1 MPa)
MC2000/AC2000 High Pressure Systems. . . 1500 psi (105 bar, 10.5 MPa)

Fluid supply pressure requirements
Low Pressure > 75% of outlet/spray pressure
High Pressure > 80% of outlet/spray pressure

Maximum working air pressure. . . . . 100 psi (7 bar, 0.7 MPa)

Air
Max supply pressure . . . . . 100 psi
Pressure Range . . . . . 85-100 psi
Filtration air logic . . . . . 5 micron
Filtration spray gun air . . . . . 30 micron

Air consumption
PD2K controls . . . . . 1 scfm max.
Paint applicator . . . . . see applicator specs

Air filter inlet size . . . . . 3/8 npt(f)

Air filtration
Air logic (Graco supplied) . . . . . minimum of 5 micron clean/dry
Air for atomizing (user supplied). . . . . minimum of 30 micron clean/dry

Mix ratio range
2K ratio range . . . . . 0.1:1 to 50:1, ± 1%
3K ratio range . . . . . 0.1:1 to 100:1, ± 1%

Fluids handled
Epoxies, urethanes, metallics, non-metallics, adpro, primer, top coat, clears, waterborne, solventborne

Viscosity range of fluid . . . . . 20 to 5000 centipoise

Fluid filtration (user supplied) . . . . . 100 mesh minimum

Fluid port sizes (inlet & outlet). . . . . 1/4 npt(m)

External power supply requirements
90 to 250 Vac, 50/60 Hz. 7 amps maximum draw, 15 amp maximum circuit breaker required, 8 to 14 AWG power supply wire gauge

Operating temperature range . . . . . 36 to 122°F (2 to 50°C)

Storage temperature range. . . . . -4 to 158ºF (-20 to 70ºC)

Weight (approx.) . . . . . 300 lb (136 kg)

Sound data. . . . . below 75 dBA

Wetted parts
17-4 PH, 300 series SST, tungsten carbide with nickel binder, PTFE, PPS, perfluoroelastomer, UHMWPE

Physical dimensions
Height . . . . . 63.5”
Width. . . . . 19.25”
Depth. . . . . 22.5”
Weight . . . . . approx. 300 lbs

Manuals
Installation 332457
Operation. 332562
Repair parts 3A2800
Pumps 332339
Mix manifold 3A2801
Color change valves. 332454
Color change kits 332455
3rd and 4th Pump expansion kits. 332456

Ordering Information

Mix at the Belt

Choose the components you need for your application. Whatever you choose, Graco has you covered.



Accessories

MANUAL

Ordering Information

Mix at the Wall

Choose the components you need for your application. Whatever you choose, Graco has you covered.



Accessories

MANUAL

Ordering Information

Automatic Mix at the Wall

Choose the components you need for your application. Whatever you choose, Graco has you covered.

Accessories

AUTO

Ordering Information

Building Your System

The charts below have the part numbers and descriptions that correspond to the ordering system diagrams. Going in order helps to build a complete system.

Base Unit			
MC1000	Manual LP	AC1000	Automatic LP
MC1002	Manual DualMix LP	AC1002	Automatic DualMix LP
MC2000	Manual HP	AC2000	Automatic HP
MC2002	Manual DualMix HP	AC2002	Automatic DualMix HP
MC0500	Manual 1K (control only)	AC0500	Automatic 1K (control only)
MC0502	Manual DualMix 1K (control only)	AC0502	Automatic DualMix 1K (Control Only)
MC3000	Manual Acid Cat LP		
MC4000	Manual Acid Cat HP		

Base Unit Expansion Kit	
24R968	Air Spray, 70 cc
24R970	Air Spray, 35 cc
24R969	Air-Assist, 70 cc
24R971	Air-Assist, 35 cc
25M268	Acid Catalyst, Air Spray, 35CC
26A048	Acid Catalyst, Air-Assist, 35CC

Valves & Manifold Kits			
Low Pressure Non-Circulating Valve		Low Pressure Circulating Valve	
24Y936	2 Valve SST Low Pressure Non-Circulating Valve	24Y937	2 Valve SST Low Pressure Circulating Valve
24Y938	3 Valve SST Low Pressure Non-Circulating Valve	24Y939	3 Valve SST Low Pressure Circulating Valve
24Y940	4 Valve SST Low Pressure Non-Circulating Valve	24Y941	4 Valve SST Low Pressure Circulating Valve
24Y942	5 Valve SST Low Pressure Non-Circulating Valve	24Y943	5 Valve SST Low Pressure Circulating Valve
24Y944	6 Valve SST Low Pressure Non-Circulating Valve	24Y945	6 Valve SST Low Pressure Circulating Valve
24Y946	7 Valve SST Low Pressure Non-Circulating Valve	24Y947	7 Valve SST Low Pressure Circulating Valve
24Y948	8 Valve SST Low Pressure Non-Circulating Valve	24Y949	8 Valve SST Low Pressure Circulating Valve
24Y950	9 Valve SST Low Pressure Non-Circulating Valve	24Y951	9 Valve SST Low Pressure Circulating Valve
24Y952	10 Valve SST Low Pressure Non-Circulating Valve	24Y953	10 Valve SST Low Pressure Circulating Valve
26A274	12 Valve SST Low Pressure Non-Circulating Valve	26A275	12 Valve SST Low Pressure Circulating Valve

continued on next page

Ordering Information

continued from previous page

Valves & Manifold Kits

High Pressure Non-Circulating Valve		High Pressure Circulating Valve	
24T647	2 Valve SST High Pressure Non-Circulating Valve	24T677	2 Valve SST High Pressure Circulating Valve
24T648	3 Valve SST High Pressure Non-Circulating Valve	24T678	3 Valve SST High Pressure Circulating Valve
24T649	4 Valve SST High Pressure Non-Circulating Valve	24T679	4 Valve SST High Pressure Circulating Valve
24T650	5 Valve SST High Pressure Non-Circulating Valve	24T680	5 Valve SST High Pressure Circulating Valve
24T651	6 Valve SST High Pressure Non-Circulating Valve	24T681	6 Valve SST High Pressure Circulating Valve
24T652	7 Valve SST High Pressure Non-Circulating Valve	24T682	7 Valve SST High Pressure Circulating Valve
24T653	8 Valve SST High Pressure Non-Circulating Valve	24T683	8 Valve SST High Pressure Circulating Valve
24T654	9 Valve SST High Pressure Non-Circulating Valve	24T684	9 Valve SST High Pressure Circulating Valve
24T655	10 Valve SST High Pressure Non-Circulating Valve	24T685	10 Valve SST High Pressure Circulating Valve

Color Change Solenoid Modules

25D328	4 Valve Module Kit
25D329	5 Valve Module Kit
25D474	6 Valve Module Kit
25D475	7 Valve Module Kit
25D476	8 Valve Module Kit
25D477	9 Valve Module Kit
25D478	10 Valve Module Kit
25D479	11 Valve Module Kit
25D480	12 Valve Module Kit
25D481	13 Valve Module Kit
25D482	14 Valve Module Kit
25D483	15 Valve Module Kit
25D484	16 Valve Module Kit
25D485	17 Valve Module Kit
25D486	18 Valve Module Kit

Mix at Belt Hose Bundles

24T140	Low Pressure 25 ft (7 m)
24T138	Low Pressure Electrostatic 25 ft (7 m)
24T141	Low Pressure 50 ft (15 m)
24T139	Low Pressure Electrostatic 50 ft (15 m)
24T247	High Pressure 25 ft (7 m)
24T248	High Pressure 50 ft (15 m)

Mounting Kit & Stainless Steel Hoses

25D311	Valve Stack Mounting Kit (includes 2 - 30” hoses)
24N345	1.5 ft PFTE SST Braided Hose (need 2)
24N346	2.5 ft PFTE SST Braided Hose (need 2)
24N347	5.0 ft PFTE SST Braided Hose (need 2)
24N348	6.0 ft PFTE SST Braided Hose (need 2)

Mix Manifold Kits

25D543	PD2K Low Pressure Remote Mix Manifold
25D605	PD2K High Pressure Remote Mix Manifold
26A358	PD2K Low Pressure Mix at the Belt Manifold
26A225	PD2K High Pressure Mix at the Belt Manifold
26A223	PD2K Low Pressure Mix at the Belt Manifold for acid catalyzed materials
26A224	PD2K High Pressure Mix at the Belt Manifold for acid catalyzed materials
26C288	PD3K Low Pressure Remote Mix Manifold
26C289	PD3K High Pressure Remote Mix Manifold

Ordering Information

Accessories

Applicators
See your distributor or sales person for more information on applicators.

Other Accessories	
25D980	ProMix PD Tool Kit
25D627	High Pressure BPR Kit
26A335	Leg Extension
15V826	Gun Flush Box
24T787	Solvent Flow Switch Kit
26A231	Dual Panel Air Control Kit
24T803	PD2K Manual to Automatic Upgrade Kit
26C416	PD3K Upgrade Kit
15V823	Gun Air Shut Off Kit
16D329	Solvent Meter Kit
24K337	Light Tower Kit

CAN Cables and Adapters	
121001	Female-Female 1 meter
121003	Female-Female 3 meter
120952	Female-Female 4 meter
121201	Female-Female 6 meter
121228	Female-Female 15 meter
122487	Male-Female 1.5 meter
121728	Male-Female 4 meter
124003	Male-Female 5 meter
121005	Male-Female 15 meter
121006	Male-Female 50 meter
121807	Male-Male-Male Cable Splitter
124654	Female-Male-Male Cable Splitter
16T072	IS to Non-IS CAN Adapter

Tool Kits	
25D980	PD2K Maintenance Tool Kit
26C334	Manual Mix At the Belt Manifold (2nd Gen.) Tool Kit

Gateways and Automation	
CGMEP0	Ethernet IP
CGMDN0	DeviceNet
CGMPN0	ProfiNet
24W462	Modbus TCP
6A303	CGM Kit for ProMix PD2K Dual Mix
24W829	CGM Kit for ProMix PD2K
26C284	CGM Kit for ProMix PD3K
26A126	CGM Kit for ProMix PD Integrated for Automatic Spray Applications
26A123	Integrated Air Control Unit

Air Solvent Chop Kits	
26A311	Air Solvent Chop Regulator Kit

Acid Catalyst Pump Kits	
26A048	Pump Kit with Acid Expansion Pump
24X320	Kit, 1 Cat, Non-Circ, Hp, Acid

Quick Connect Fitting Kit	
26C295	Kit, Hose Connector, 1/4” npt, FX75 1500 psi
26C296	Kit, Hose Connector, 3/8” OD tube barb, FX75 300 psi*
26C297	Kit, Hose Connector, 1/4” npt, FFKM 1500 psi
26C298	Kit, Hose Connector, 3/8” OD tube barb, FFKM 300 psi*

** Compatible tubing rated to 225 psi*

PD3K Accessories	
26C416	PD3K Upgrade Kit
26C284	CGM Kit for ProMix PD3K
26C288	PD3K Low Pressure Remote Mix Manifold
26C289	PD3K High Pressure Remote Mix Manifold
26C478	PD3K Remote Mix Manifold Repair Kit

©2020 Graco Inc. 345107 Rev I. 02/24 Electronic Only. All written and visual data contained in this document are based on the latest product information available at the time of publication. Graco reserves the right to make changes at any time without notice. All other brand names or marks are used for identification purposes and are trademarks of their respective owners.